



800.654.5635 • www.csidesigns.com

Fast, Sanitary Cleaning

Toftejorg SaniMega Rotary Spray Head

PD 66399 GB1 2003-08

Application

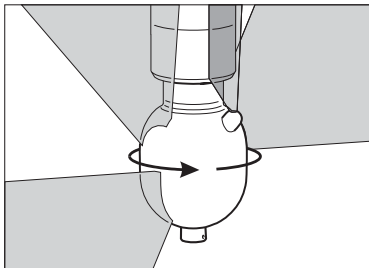
The Toftejorg SaniMega rotary spray head provides a controlled rotating fan impact cleaning action. It is an automatic device with an optimised design for effective distribution of cleaning media.

The Toftejorg SaniMega is suitable in processing and storage tanks ranging from 50 to 350 m³ (13,000 to 92,000 US gallons). It is particularly suited to vertical storage tanks in the food, brewing and other beverage industries where a scrubbing effect is needed to clean at the fill level.

Working Principle

The flow of the cleaning media causes the gear unit to rotate the body of the cleaning head. The resulting fan impact jet provides a swirling action down the tank wall.

Spray Pattern



270° up

Standard Design

Downpipe length 800, 1,000, 1,200 or 1,500 mm. Inlet connection as welding end 2" ISO (ø51 x 1.2). Tank inlet as DIN Union NW100. As standard documentation, the Toftejorg SaniMega can be supplied with a "Declaration of Conformity" for material specifications.

Materials

1.4404 (316L), 1.4401 (316), PEEK, EPDM

Technical Data

Weight:	6 kg (13 lbs)
Lubricant:	Self-lubricating with the cleaning fluid
Working pressure:	2 - 4 bar (29 - 58 psi)
Recommended pressure:	3 bar (44 psi)
Max. working temperature:	95 °C (203 °F)
Max. sterilisation temperature:	140 °C (284 °F)
Max. ambient temperature:	140 °C (284 °F)



Effective cleaning radius:	3 m (10 ft)
Standard connection:	Inlet: 2" ISO clamp Tank: 3" ISO clamp
Standard downpipe length:	1,200 or 1,500 mm
Min. tank opening:	Ø72.5 mm

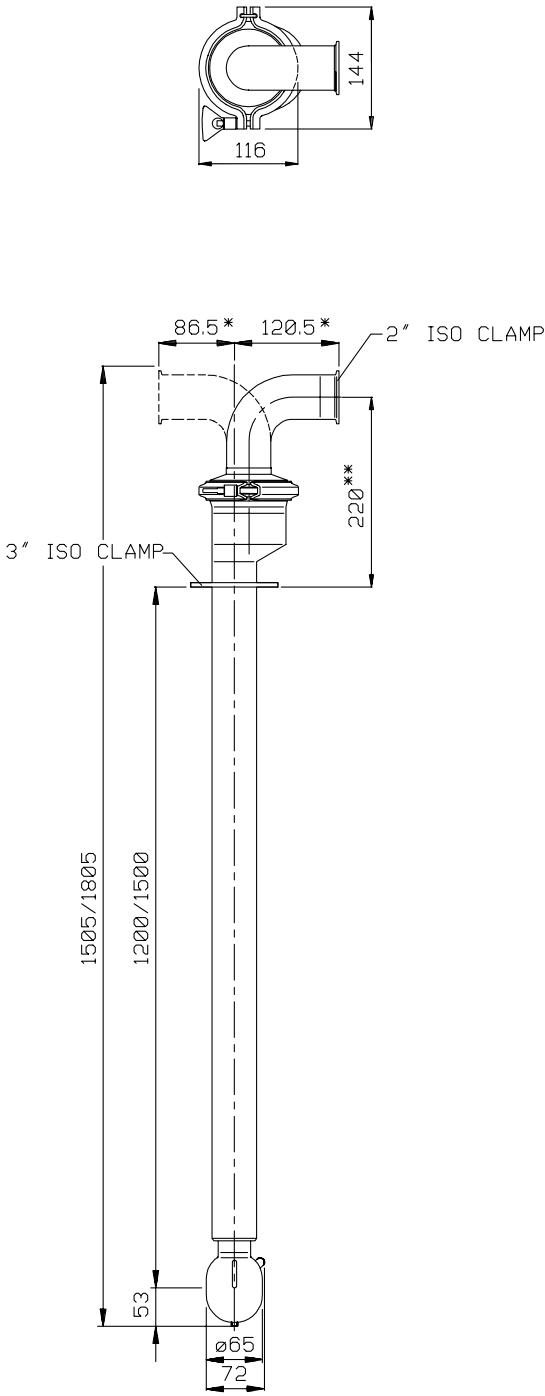
Ordering

Please specify desired spray pattern, required connections, material selection and type of certification required. Please also confirm the application suitability.

Options

- Other spray patterns
- Non-invasive electronic rotation sensor to verify cleaner speed
- Counter parts to the standard clamp connections, including gaskets and clamp rings

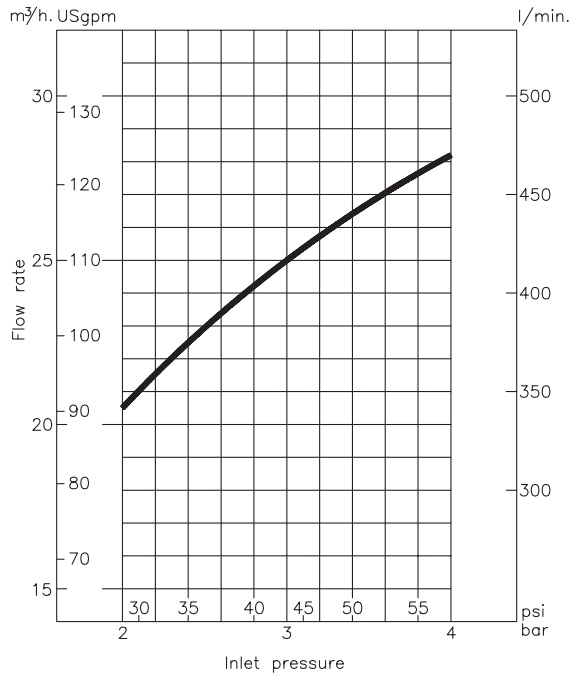
Dimensions (mm)



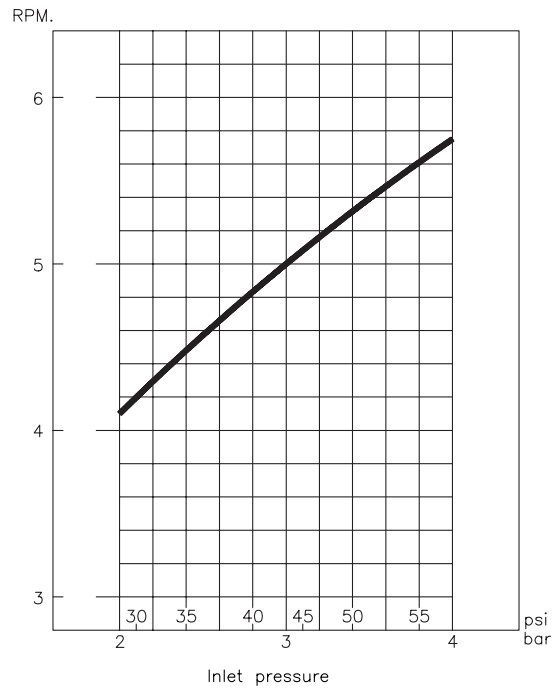
Dimensions for options:

- * For welding end: 65/99 mm
- ** For DIN NW100: 234 mm

Flow Rate



Rotating Speed



PD 66399 GB1 2003-08

The information contained herein is correct at the time of issue, but may be subject to change without prior notice.

How to contact Alfa Laval

Contact details for all countries are continually updated on our website. Please visit www.alfalaval.com or www.toftejorg.com to access the information direct.



800.654.5635
www.csidesigns.com