



# SANITARY BUTT-WELD PIPE ADAPTERS

[www.csidesigns.com](http://www.csidesigns.com) • [www.csidesigns.com](http://www.csidesigns.com) • [www.csidesigns.com](http://www.csidesigns.com)



- Tube O.D. butt-weld to nominal pipe butt-weld
- Tapered for smooth flow
- Squared ends for single pass fusion welding in schedule 5 and schedule 10
- Standard pipe bevel on schedule 40
- Schedule 10 in stock
- Schedule 5 and schedule 40 available upon request
- MTRs available upon request
- Available in 316L stainless steel, AL-6XN<sup>®</sup> alloy and Hastelloy<sup>®</sup> C-22<sup>®</sup>

AL-6XN is a registered trademark of ATI Properties, Inc. Licensed to Allegheny Ludlum Corporation

Hastelloy and C-22 are registered trademarks of Haynes International

800.654.5635





# TUBE O.D. BUTT-WELD ADAPTERS FOR "SCHEDULE" PIPE SIZES

| REF. DWG FIGURE | A              | C                 | L              | TUBE END - "A" | PIPE END - "C" (schedule 10) |                |                     |
|-----------------|----------------|-------------------|----------------|----------------|------------------------------|----------------|---------------------|
|                 | TUBE O.D. SIZE | NOMINAL PIPE SIZE | OVERALL LENGTH | WALL THICKNESS | NOMINAL PIPE O.D.            | WALL THICKNESS | CSI PART # FOR 316L |
| 1               | 1/2            | 1/2               | 1 3/4          | 0.065          | 0.840                        | 0.083          | SW3105PX05T         |
| 1               | 3/4            | 1/2               | 1 3/4          | 0.065          | 0.840                        | 0.083          | SW3105PX75T         |
| 1               | 3/4            | 3/4               | 1 3/4          | 0.065          | 1.050                        | 0.083          | SW3175PX75T         |
| 2               | 1              | 1                 | 1 1/2          | 0.065          | 1.315                        | 0.109          | SW3110PX10T         |
| 2               | 1 1/2          | 1 1/2             | 1 1/2          | 0.065          | 1.900                        | 0.109          | SW3115PX15T         |
| 2               | 2              | 2                 | 1 1/2          | 0.065          | 2.375                        | 0.109          | SW3120PX20T         |
| 3               | 2 1/2          | 2 1/2             | 2 1/2          | 0.065          | 2.875                        | 0.120          | SW3125PX25T         |
| 3               | 3              | 3                 | 2 1/2          | 0.065          | 3.500                        | 0.120          | SW3130PX30T         |
| 3               | 4              | 4                 | 2 1/2          | 0.083          | 4.500                        | 0.120          | SW3140PX40T         |

Note: Available in schedule 5 and schedule 40. All dimensions are in inches.

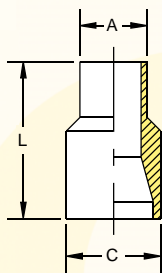


FIGURE 1

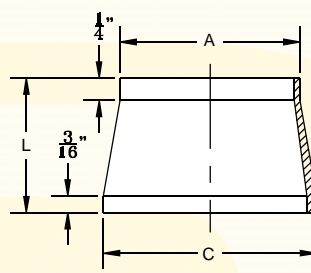


FIGURE 2

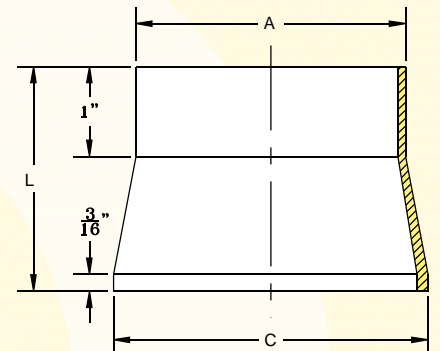


FIGURE 3

**SANITARY BUTT-WELD PIPE ADAPTERS**  
**BRINGING INNOVATION TO PROCESS SYSTEMS**